



LOS ANGELES AREA (800) 366-3473
 NEW YORK AREA (800) 526-4592
 CHICAGO AREA (800) 547-3473
 ATLANTA AREA (800) 762-0542
 MIAMI AREA (866) 961-3473
 DALLAS AREA (866) 664-3473

Call Potter Roemer - Fire Pro for current listings and approvals. Dimensions are subject to manufacturer's tolerances and may change without notice. Potter Roemer - Fire Pro assumes no responsibility for use of void or superseded data. Please visit www.potterroemer.com for most current specifications.
 © Potter Roemer - Fire Pro.



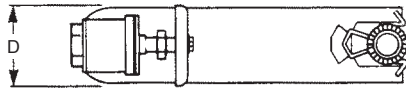
Member of U.S. Green Building Council



Recyclable Product

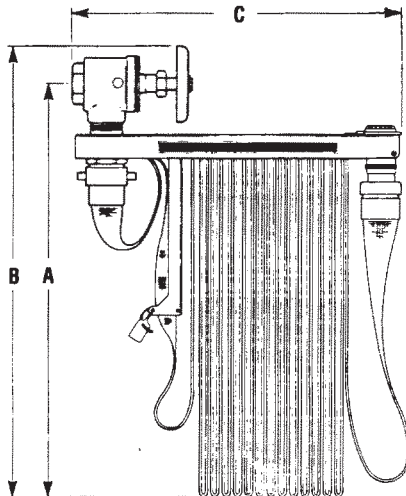


1-1/2" HOSE RACK ASSEMBLIES



NIPPLE MOUNTED

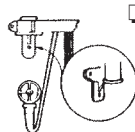
1-1/2" Model 4070 Rough Brass 300 lb. U/L Angle Valve
 1-1/2" Model 2755 Satin Brass Hose Rack Nipple



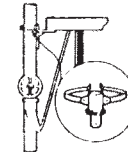
REGULARLY FURNISHED:

1-1/2" Model 2750 Escutcheon
 1-1/2" Model 2930 Satin Brass Pin Lug Coupling
 1-1/2" Model 2915 ◀ FM ▶ Lined 500 lb. Polyflex Hose (For Interior Standpipe)
 1-1/2" Model 2962 ◀ FM ▶ Satin Brass Fog Nozzle
 1-1/2" Model 2792 Red Polyester Coated Steel UL ◀ FM ▶ Hose Rack
 Model 1985 Instructional Decal

OPTIONAL TYPES OF MOUNTING



- E WALL BRACKET
 1-1/2" Model 4060 Rough Brass 300 lb U/L Angle Valve



- G PIPE CLAMP
 (For _____" Pipe)
 1-1/2" Model 4060 Rough Brass 300 lb U/L Angle Valve

REGULARLY FURNISHED:

1-1/2" Model 2930 Satin Brass Pin Lug Coupling
 1-1/2" Model 2915 ◀ FM ▶ Lined 500 lb. Polyflex Hose (For Interior Standpipe)
 1-1/2" Model 2962 ◀ FM ▶ Satin Brass Fog Nozzle
 1-1/2" Model 2792 Red Polyester Coated Steel UL ◀ FM ▶ Hose Rack
 Model 1985 Instructional Decal

Job Name: _____

 Architect/Contractor: _____

 Rep: _____

 Page: _____ of _____

✓	Model No.	Hose Length	Valve	Hose Size	A	B	C	D
	2505	50'(15.2m)	1-1/2"(3.81cm)	1-1/2"(3.81cm)	23-1/2"(59.7cm)	22"(55.8cm)	18"(45.7cm)	4"(10cm)
	2507	75'(22.8m)	1-1/2"(3.81cm)	1-1/2"(3.81cm)	26"(66cm)	24-1/2"(62.2cm)	18"(45.7cm)	4"(10cm)
	2510	100'(30.4m)	1-1/2"(3.81cm)	1-1/2"(3.81cm)	31"(78.7cm)	29-1/2"(74.9cm)	18"(45.7cm)	4"(10cm)
	2515	150'(45.7m)	1-1/2"(3.81cm)	1-1/2"(3.81cm)	26"(66cm)	22"(55.8cm)	22"(55.8cm)	4"(10cm)

Add 4" to house rack assembly dimension "C" for Model 2926 PR-Superflex Hose

✓	Rack	Valve	Trim
	-A Red Enamel	Rough Brass	Polished Brass
	-B Red Enamel	Polished Brass	Polished Brass
	-C Polished Chrome Plated	Rough Chrome Plated	Rough Chrome Plated
	-D Polish Chrome Plated	Polished Chrome Plated	Polished Chrome Plated

OPTIONAL EQUIPMENT

- (-10) Model 2760 1-1/2" Brass Automatic Drain Valve
- (-11) Model 2765 Adjustable Brass Pressure Restricting Device
- (-12) Model 2770 1-1/2" Brass Restricting Disc
- (-14) Model 4090 1-1/2" Double Female Adjustable Pressure Restricting Valve
- (-16) Model 4010 1-1/2" Double Female Pressure Regulating Angle Valve
- (-18) With Model 4042 Double Female Pressure Regulating Valve
- (-21) Model 2915 Single Jacket Lined 300 lb. test Polyflex FM and U/L
- (-23) Model 2926 Single Jacket Lined 500 lb. Test PR-Superflex FM
- (-24) Model 2926 Single Jacket Lined 500 lb. Test PR-Superflex FM and U/L
- (-31) Model 2935 Rocker Lug Coupling
- (-32) Model 2941 Extruded Aluminum Coupling
- (-42) Model 2960 Red Lexan Plastic Fog Nozzle
- (-43) Model 2980 Red Lexan Plastic "All Fog" Nozzle
- (-44) Model 2980 Nylon "All Fog" Nozzle
- (-45) Model 2985 Brass "All Fog" Nozzle with Rubber Bumper
- (-46) Model 2993 Brass Fixed-Flow Adjustable Nozzle

DATE:
August 2009

MEMBERS:



MODEL NUMBER
2500 SERIES