



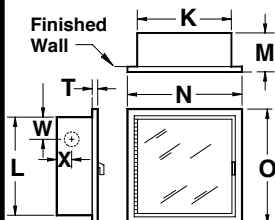
LOS ANGELES AREA (800) 366-3473
 NEW YORK AREA (800) 526-4592
 CHICAGO AREA (800) 547-3473
 ATLANTA AREA (800) 762-0542
 MIAMI AREA (866) 961-3473
 DALLAS AREA (866) 664-3473

Call Potter Roemer for current listings and approvals. Dimensions are subject to manufacturer's tolerances, and change without notice. We assume no responsibility for use of superseded or void data.

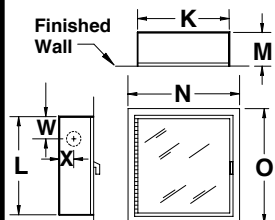
1400 SERIES FIRE HOSE CABINETS

FOR USE WITH: 2 1/2" x 1 1/2" REDUCING FIRE HOSE RACK ASSEMBLY • PORTABLE FIRE EXTINGUISHER

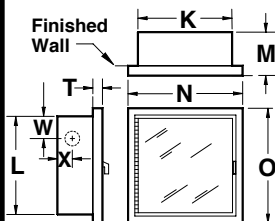
REGULARLY FURNISHED: 20ga. box; 20 ga. tubular steel door with 18 ga. frame and a continuous steel hinge. Recessed cabinets are furnished with 5/8" trim. Recessed cabinets are furnished with square edges. Rolled radius standard on semi-recessed and surface-mounted cabinets. All components are powder-coated with an electrostatically-applied, thermally-fused, recoatable white polyester finish. All glass door styles provided with clear tempered safety glass. Wall mounting and size of cabinet as selected by model number.



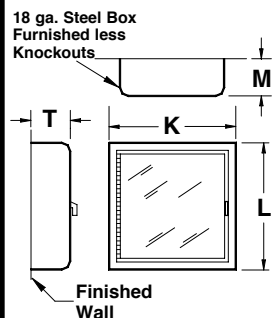
RECESSED



TRIMLESS



SEMI-RECESSED



SURFACE

Model No.	Wall Mounting	Max. Capacity		Inside Box Dimensions			Overall Frame		Minimum Wall Opening Required			Trim T	Inlet Location		ADA
		Poly flex ft.	Super flex ft.	K	L	M	N	O	W	H	D		T	W	
1402	Recessed	75	50	30	30	8	33 3/4	33 3/4	31	31	8 1/2	5/8	4	4	Yes
1404	Recessed	100	75	30	36	8	33 3/4	39 3/4	31	37	8 1/2	5/8	4	4	Yes
1406	Recessed	100	100	30	40	8	33 3/4	43 3/4	31	41	8 1/2	5/8	4	4	Yes
1412	Trimless	75	50	30	30	8	33	33	31	31	9 1/4	-	4	4	Yes
1414	Trimless	100	75	30	36	8	33	39	31	37	9 1/4	-	4	4	Yes
1416	Trimless	100	100	30	40	8	33	43	31	41	9 1/4	-	4	4	Yes
1432	Semi-Recessed	75	50	30	30	8	33 1/2	33 1/2	31	31	5 3/4	2 3/4	4	2 3/4	Yes
1434	Semi-Recessed	100	75	30	36	8	33 1/2	39 1/2	31	37	5 3/4	2 3/4	4	2 3/4	Yes
1436	Semi-Recessed	100	100	30	40	8	33 1/2	43 1/2	31	41	5 3/4	2 3/4	4	2 3/4	Yes
1452	Surface	75	50	32	32	9 1/4	-	-	-	-	-	9 1/4	-	-	No
1454	Surface	100	75	32	38	9 1/4	-	-	-	-	-	9 1/4	-	-	No
1456	Surface	100	100	32	42	9 1/4	-	-	-	-	-	9 1/4	-	-	No

ALL DIMENSIONS ARE IN INCHES UNLESS NOTED OTHERWISE

OPTIONAL DOOR & FRAME MATERIAL

- (AL-) **ALUMINUM:** Satin finish, clear polyester-coated.
- (SS-) **STAINLESS STEEL:** No. 304 stainless, with No. 4 finish.
- (PB-) **BRASS:** Polished finish, clear polyester-coated.
- (BZ-) **BRONZE:** U.S. No. 10 Satin finish, clear polyester-coated.

OPTIONAL FINISHES

- (AL-) **ALUMINUM:** Duranodic finish (specify)
 - Light
 - Medium
 - Dark
- (SS6-) **STAINLESS STEEL:** Finish as specified
 - No. 304 stainless, with No. 6 dull satin finish
 - No. 304 stainless, with No. 8 mirror finish
- (-RED) **RED Powder-Coat**
- Custom Colors (specify)

CABINET MODIFICATIONS

- Dana Type: Frameless, Concealed-Hinge Construction
- (-HF) Horizontal Fold Cabinet
- (-DP) Duplex Cabinet

DOOR STYLES

- Full Glass, w/Tempered Safety Glass -A
- Full Glass, w/Lock & Break Rite® Handle -B
- Duo-Panel w/Tempered Safety Glass -D
- Duo-Vertical Panel w/Tempered Safety Glass -DV
- Duo-Vertical Panel w/ Lock, TSG & Break Rite® Handle -DVL
- Tempered Safety Glass (25 sq. in.) w/Break Rite® Handle -E
- Flush Solid Metal -F
- Flush Solid Metal w/ Lock -FS
- Inset Panel -J
- Optional inserts for glass-style doors (specify)

NOTE: Door Styles -A, -D, -DV, -F, & -J provided w/lever handle/cam latch.

All Glass Door Styles Provided With Clear Tempered Safety Glass, In Compliance With ANSI#Z97.1-1984

Job Name: _____
 Architect/Contractor: _____
 Rep: _____
 Page: _____ of _____

DATE:
January 2009



MODEL NUMBER
1400 SERIES



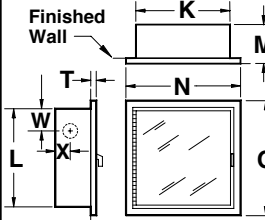
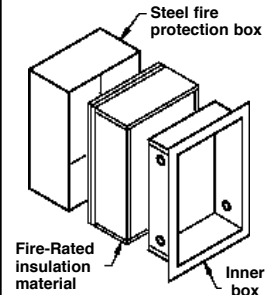
LOS ANGELES AREA (800) 366-3473
 NEW YORK AREA (800) 526-4592
 CHICAGO AREA (800) 547-3473
 ATLANTA AREA (800) 762-0542
 MIAMI AREA (866) 961-3473
 DALLAS AREA (866) 664-3473

Call Potter Roemer for current listings and approvals. Dimensions are subject to manufacturer's tolerances, and change without notice. We assume no responsibility for use of superseded or void data.

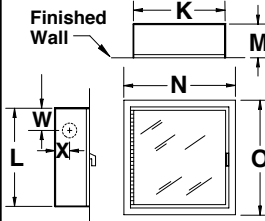
FIRE RATED • UL CLASSIFIED 7N43 FRC1400 SERIES FIRE HOSE CABINETS

FOR USE WITH: 2 1/2" x 1 1/2" REDUCING FIRE HOSE RACK ASSEMBLY

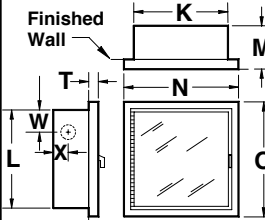
REGULARLY FURNISHED: CLASSIFIED BY UNDERWRITERS LABORATORIES INC. for use in the through penetration firestop systems. The applicable rating information is listed at 2 hours for flame, temperature, and/or hose stream. A 20ga. Box, with knock out provision in inner box; (penetration of fire protection box, to accommodate piping, and the restoration of fire stop around penetration, shall be completed by installing contractor). 20 ga. tubular steel door with 18 ga. frame and a continuous steel hinge. All components are powder-coated with an electrostatically-applied, thermally-fused, recoatable white polyester finish. All glass door styles provided with clear tempered safety glass. Wall mounting and size of cabinet as selected by model number.



RECESSED



TRIMLESS



SEMI-RECESSED

Note: Fire-Rated Surface-Mounted cabinets are not offered because there is no penetration of the wall.

Job Name: _____

Architect/Contractor: _____

Rep: _____

Page: _____ of _____

DATE:
 January 2009

Model No.	Wall Mounting	Max. Capacity		Inside Box Dimensions			Overall Frame		Minimum Wall Opening Required			Trim T	Inner box Inlet Location	
		Poly flex ft.	Super flex ft.	K	L	M	N	O	WIDTH	HEIGHT	DEPTH		W	X
FRC1402	Recessed	75	50	30	30	8	33 3/4	33 3/4	32 1/4	32	9 1/8	5/8	4	4
FRC1404	Recessed	100	75	30	36	8	33 3/4	39 3/4	32 1/4	38	9 1/8	5/8	4	4
FRC1406	Recessed	100	100	30	40	8	33 3/4	43 3/4	32 1/4	42	9 1/8	5/8	4	4
FRC1412	Trimless	75	50	30	30	8	33	33	32 1/4	32	10 1/2	-	4	4
FRC1414	Trimless	100	75	30	36	8	33	39	32 1/4	38	10 1/2	-	4	4
FRC1416	Trimless	100	100	30	40	8	33	43	32 1/4	42	10 1/2	-	4	4
FRC1432	Semi-Recessed	75	50	30	30	8	33 1/2	33 1/2	32 1/4	32	7	2 3/4	4	2 3/4
FRC1434	Semi-Recessed	100	75	30	36	8	33 1/2	39 1/2	32 1/4	38	7	2 3/4	4	2 3/4
FRC1436	Semi-Recessed	100	100	30	40	8	33 1/2	43 1/2	32 1/4	42	7	2 3/4	4	2 3/4

ALL DIMENSIONS ARE IN INCHES UNLESS NOTED OTHERWISE

OPTIONAL DOOR & FRAME MATERIAL

- (AL-) **ALUMINUM:** Satin finish, clear polyester-coated.
- (SS-) **STAINLESS STEEL:** No. 304 stainless, with No. 4 finish.
- (PB-) **BRASS:** Polished finish, clear polyester-coated.
- (BZ-) **BRONZE:** U.S. No. 10 Satin finish, clear polyester-coated.

OPTIONAL FINISHES

- (AL-) **ALUMINUM:** Duranodic finish (specify)
 - Light
 - Medium
 - Dark
- (SS6-) **STAINLESS STEEL:** Finish as specified
 - No. 304 stainless, with No. 6 dull satin finish
 - No. 304 stainless, with No. 8 mirror finish
- (-RED) Red Powder-Coat
- Custom Colors (specify)

CABINET MODIFICATIONS

- Dana Type: Frameless, Concealed-Hinge Construction
- (-HF) Horizontal Fold Cabinet
- (-DP) Duplex Cabinet

DOOR STYLES

- Full Glass, w/Tempered Safety Glass -A
- Full Glass, w/Lock & Break Rite® Handle -B
- Duo-Panel w/Tempered Safety Glass -D
- Duo-Vertical Panel w/Tempered Safety Glass -DV
- Duo-Vertical Panel w/ Lock & Tempered Safety Glass -DVL
- Tempered Safety Glass (25 sq. in.) w/Break Rite® Handle -E
- Flush Solid Metal -F
- Flush Solid Metal w/ Lock -FS
- Inset Panel -J
- Optional inserts for glass-style doors (specify)

NOTE: Door Styles -A, -D, -DV, -F, & -J provided w/lever handle/cam latch.

All Glass Door Styles Provided With Clear Tempered Safety Glass, In Compliance With ANSI#Z97.1-1984



MODEL NUMBER
FRC1400 SERIES