

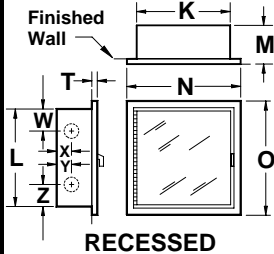


LOS ANGELES AREA (800) 366-3473
 NEW YORK AREA (800) 526-4592
 CHICAGO AREA (800) 547-3473
 ATLANTA AREA (800) 762-0542

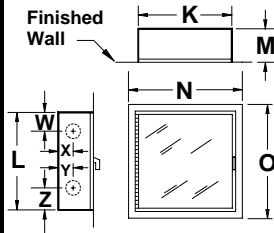
Call Potter Roemer for current listings and approvals. Dimensions are subject to manufacturer's tolerances, and change without notice. We assume no responsibility for use of superseded or void data.

1200 SERIES FIRE HOSE CABINETS

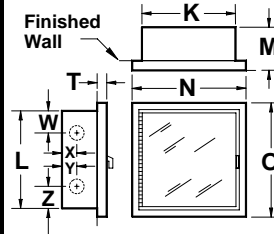
FOR USE WITH: 1 1/2" FIRE HOSE RACK ASSEMBLY • 2 1/2" FIRE DEPARTMENT VALVE



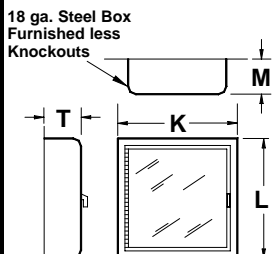
RECESSED



TRIMLESS



SEMI-RECESSED



SURFACE

REGULARLY FURNISHED: 20ga. box; 20 ga. tubular steel door with 18 ga. frame and a continuous steel hinge (brass pin). All components are powder-coated with an electrostatically-applied, thermally-fused, recoatable white polyester finish. All glass door styles provided with clear tempered safety glass. Wall mounting and size of cabinet as selected by model number.

Model No.	Wall Mounting	Max. Capacity		Inside Box Dimensions			Overall Frame		Minimum Wall Opening Required			Trim	Inlet Location				ADA
		Poly flex ft.	Super flex ft.	K	L	M	N	O	W	H	D		T	W	X	Y	
1204	Recessed	75	50	24	36	8	27 3/4	39 3/4	25	37	8 1/2	5/8	4	4	4	4	Yes
1206	Recessed	100	75	24	40	8	27 3/4	43 3/4	25	41	8 1/2	5/8	4	4	4	4	Yes
1208	Recessed	100	100	24	44	8	27 3/4	43 3/4	25	45	8 1/2	5/8	4	4	4	4	Yes
1214	Trimless	75	50	24	36	8	27	39	25	37	9 1/4	-	4	4	4	4	Yes
1216	Trimless	100	75	24	40	8	27	43	25	41	9 1/4	-	4	4	4	4	Yes
1218	Trimless	100	100	24	44	8	27	47	25	45	9 1/4	-	4	4	4	4	Yes
1224	Semi-Recessed	75	50	24	36	8	27 1/2	39 1/2	25	37	6 1/2	2	4	4	4	4	Yes
1226	Semi-Recessed	100	75	24	40	8	27 1/2	43 1/2	25	41	6 1/2	2	4	4	4	4	Yes
1228	Semi-Recessed	100	100	24	44	8	27 1/2	47 1/2	25	45	6 1/2	2	4	4	4	4	Yes
1254	Surface	75	50	24	38	9 1/4	-	-	-	-	-	9 1/4	-	-	-	-	No
1256	Surface	100	75	24	42	9 1/4	-	-	-	-	-	9 1/4	-	-	-	-	No
1258	Surface	100	100	24	46	9 1/4	-	-	-	-	-	9 1/4	-	-	-	-	No

ALL DIMENSIONS ARE IN INCHES UNLESS OTHERWISE NOTED

OPTIONAL DOOR & FRAME MATERIAL

- (AL-) **ALUMINUM:** Satin finish, clear polyester-coated.
- (SS-) **STAINLESS STEEL:** No. 304 stainless, with No. 4 finish.
- (PB-) **BRASS:** Polished finish, clear polyester-coated.
- (BZ-) **BRONZE:** U.S. No. 10 Satin finish, clear polyester-coated.

OPTIONAL FINISHES

- (AL-) **ALUMINUM:** Duranodic finish (specify)
 - Light
 - Medium
 - Dark
- (SS6-) **STAINLESS STEEL:** Finish as specified
 - No. 304 stainless, with No. 6 dull satin finish
 - No. 304 stainless, with No. 8 mirror finish
- (-RED) **RED Powder-Coat**
- Custom Colors (specify)

CABINET MODIFICATIONS

- Dana Type: Frameless, Concealed-Hinge Construction
- (-HF) Horizontal Fold Cabinet
- (-DP) Duplex Cabinet

DOOR STYLES

- Full Glass, w/Tempered Safety Glass -A
- Full Glass, w/Lock & Break Rite® Handle -B
- Duo-Panel w/Tempered Safety Glass -D
- Duo-Vertical Panel w/Tempered Safety Glass -DV
- Duo-Vertical Panel w/ Lock, TSG & Break Rite® Handle -DVL
- Tempered Safety Glass (25 sq. in.) w/Break Rite® Handle -E
- Flush Solid Metal -F
- Flush Solid Metal w/ Lock -FS
- Inset Panel -J
- Optional inserts for glass-style doors (specify)

NOTE: Door Styles -A, -D, -DV, -F, & -J provided w/lever handle/cam latch.

All Glass Door Styles Provided With Clear Tempered Safety Glass, In Compliance With ANS#Z97.1-1984

Job Name: _____
 Architect/Contractor: _____
 Rep: _____
 Page: _____ of _____

DATE:
January 2001

MEMBERS:



MODEL NUMBER
1200 SERIES



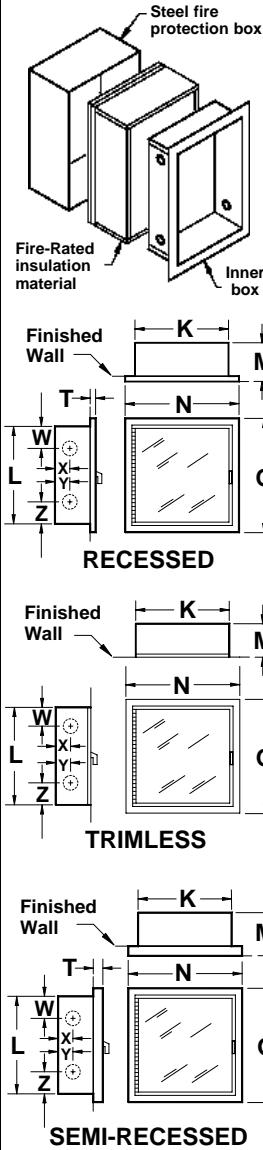
LOS ANGELES AREA (800) 366-3473
 NEW YORK AREA (800) 526-4592
 CHICAGO AREA (800) 547-3473
 ATLANTA AREA (800) 762-0542

Call Potter Roemer for current listings and approvals. Dimensions are subject to manufacturer's tolerances, and change without notice. We assume no responsibility for use of superseded or void data.

FIRE RATED • UL CLASSIFIED 7N43 FRC1200 SERIES FIRE HOSE CABINETS

FOR USE WITH: 1 1/2" FIRE HOSE RACK ASSEMBLY • 2 1/2" FIRE DEPARTMENT VALVE

REGULARLY FURNISHED: CLASSIFIED BY UNDERWRITERS LABORATORIES INC. for use in the through penetration firestop systems. The applicable rating information is listed at 2 hours for flame, temperature, and/or hose stream. A 20ga. box, with knock out provision in inner box; (penetration of fire protection box, to accommodate piping, and the restoration of fire stop around penetration, shall be completed by installing contractor). 20ga. tubular steel door with 18 ga. frame and a continuous steel hinge (brass pin). All components are powder-coated with an electrostatically-applied, thermally-fused, recoatable white polyester finish. All glass door styles provided with clear tempered safety glass. Wall mounting and size of cabinet as selected by model number.



Model No.	Wall Mounting	Max. Capacity		Inside Box Dimensions			Overall Frame		Minimum Wall Opening Required			Trim T	Inner box Inlet Location			
		Poly flex ft.	Super flex ft.	K	L	M	N	O	W I D T H	H E I G H T	D E P T H		W	X	Y	Z
FRC1204	Recessed	75	50	24	36	8	27 3/4	39 3/4	26 1/4	38	9 1/8	5/8	4	4	4	4
FRC1206	Recessed	100	75	24	40	8	27 3/4	43 3/4	26 1/4	42	9 1/8	5/8	4	4	4	4
FRC1208	Recessed	100	100	24	44	8	27 3/4	43 3/4	26 1/4	46	9 1/8	5/8	4	4	4	4
FRC1214	Trimless	75	50	24	36	8	27	39	26 1/4	38	10 1/2	-	4	4	4	4
FRC1216	Trimless	100	75	24	40	8	27	43	26 1/4	42	10 1/2	-	4	4	4	4
FRC1218	Trimless	100	100	24	44	8	27	47	26 1/4	46	10 1/2	-	4	4	4	4
FRC1224	Semi-Recessed	75	50	24	36	8	27 1/2	39 1/2	26 1/4	38	7 3/4	2	4	4	4	4
FRC1226	Semi-Recessed	100	75	24	40	8	27 1/2	43 1/2	26 1/4	42	7 3/4	2	4	4	4	4
FRC1228	Semi-Recessed	100	100	24	44	8	27 1/2	47 1/2	26 1/4	46	7 3/4	2	4	4	4	4

ALL DIMENSIONS ARE IN INCHES UNLESS OTHERWISE NOTED

OPTIONAL DOOR & FRAME MATERIAL

- (AL-) **ALUMINUM:** Satin finish, clear polyester-coated.
- (SS-) **STAINLESS STEEL:** No. 304 stainless, with No. 4 finish.
- (PB-) **BRASS:** Polished finish, clear polyester-coated.
- (BZ-) **BRONZE:** U.S. No. 10 Satin finish, clear polyester-coated.

OPTIONAL FINISHES

- (AL-) **ALUMINUM:** Duranodic finish (specify)
 - Light
 - Medium
 - Dark
- (SS6-) **STAINLESS STEEL:** Finish as specified
 - No. 304 stainless, with No. 6 dull satin finish
 - No. 304 stainless, with No. 8 mirror finish
- (-RED) **RED Powder-Coat**
- Custom Colors (specify)

CABINET MODIFICATIONS

- Dana Type: Frameless, Concealed-Hinge Construction
- (-HF) Horizontal Fold Cabinet
- (-DP) Duplex Cabinet

DOOR STYLES

- Full Glass, w/Tempered Safety Glass -A
- Full Glass, w/Lock & Break Rite® Handle -B
- Duo-Panel w/Tempered Safety Glass -D
- Duo-Vertical Panel w/Tempered Safety Glass -DV
- Duo-Vertical Panel w/ Lock, TSG & Break Rite® Handle -DVL
- Tempered Safety Glass (25 sq. in.) w/Break Rite® Handle -E
- Flush Solid Metal -F
- Flush Solid Metal w/ Lock -FS
- Inset Panel -J
- Optional inserts for glass-style doors (specify)

NOTE: Door Styles -A, -D, -DV, -F, & -J provided w/lever handle/cam latch.

All Glass Door Styles Provided With Clear Tempered Safety Glass, In Compliance With ANSIZ97.1-1984

Note: Fire-Rated Surface-Mounted cabinets are not offered because there is no penetration of the wall.

Job Name: _____
 Architect/Contractor: _____
 Rep: _____
 Page: _____ of _____

DATE:
January 2001

MEMBERS:



**MODEL NUMBER
 FRC1200 SERIES**