



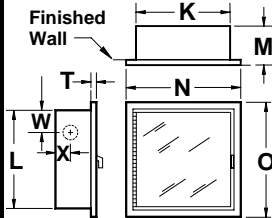
LOS ANGELES AREA (800) 366-3473  
 NEW YORK AREA (800) 526-4592  
 CHICAGO AREA (800) 547-3473  
 ATLANTA AREA (800) 762-0542

Call Potter Roemer for current listings and approvals. Dimensions are subject to manufacturer's tolerances, and change without notice. We assume no responsibility for use of superseded or void data.

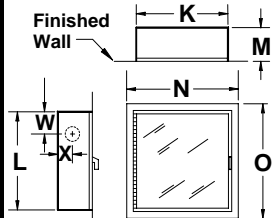
# 1100 SERIES FIRE HOSE CABINETS

FOR USE WITH: 2 1/2" x 1 1/2" REDUCING FIRE HOSE RACK ASSEMBLY

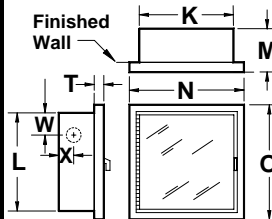
**REGULARLY FURNISHED:** 20ga. box; 20 ga. tubular steel door with 18 ga. frame and a continuous steel hinge (brass pin). All components are powder-coated with an electrostatically-applied, thermally-fused, recoatable white polyester finish. All glass door styles provided with clear tempered safety glass. Wall mounting and size of cabinet as selected by model number.



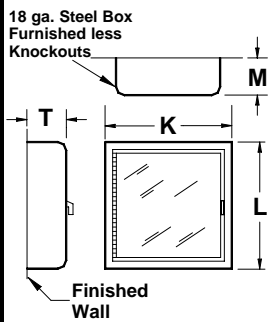
RECESSED



TRIMLESS



SEMI-RECESSED



SURFACE

Model No.	Wall Mounting	Max. Capacity		Inside Box Dimensions			Overall Frame		Minimum Wall Opening Required			Trim T	Inlet Location		ADA
		Poly flex ft.	Super flex ft.	K	L	M	N	O	W I D T H	H E I G H T	D E P T H		W	X	
1102	Recessed	75	50	24	30	8	27 3/4	33 3/4	25	31	8 1/2	5/8	4	4	Yes
1104	Recessed	100	75	24	36	8	27 3/4	39 3/4	25	37	8 1/2	5/8	4	4	Yes
1106	Recessed	100	100	24	40	8	27 3/4	43 3/4	25	41	8 1/2	5/8	4	4	Yes
1112	Trimless	75	50	24	30	8	27	33	25	31	9 1/4	-	4	4	Yes
1114	Trimless	100	75	24	36	8	27	39	25	37	9 1/4	-	4	4	Yes
1116	Trimless	100	100	24	40	8	27	43	25	41	9 1/4	-	4	4	Yes
1122	Semi-Recessed	75	50	24	30	8	27 1/2	33 1/2	25	31	6 1/2	2	4	4	Yes
1124	Semi-Recessed	100	75	24	36	8	27 1/2	39 1/2	25	37	6 1/2	2	4	4	Yes
1126	Semi-Recessed	100	100	24	40	8	27 1/2	43 1/2	25	41	6 1/2	2	4	4	Yes
1152	Surface	75	50	26	32	9 1/4	-	-	-	-	-	9 1/4	-	-	No
1154	Surface	100	75	26	38	9 1/4	-	-	-	-	-	9 1/4	-	-	No
1156	Surface	100	100	26	42	9 1/4	-	-	-	-	-	9 1/4	-	-	No

ALL DIMENSIONS ARE IN INCHES UNLESS OTHERWISE NOTED

**OPTIONAL DOOR & FRAME MATERIAL**

- (AL-) **ALUMINUM:** Satin finish, clear polyester-coated.
- (SS-) **STAINLESS STEEL:** No. 304 stainless, with No. 4 finish.
- (PB-) **BRASS:** Polished finish, clear polyester-coated.
- (BZ-) **BRONZE:** U.S. No. 10 Satin finish, clear polyester-coated.

**OPTIONAL FINISHES**

- (AL-) **ALUMINUM:** Duranodic finish (specify)
  - Light
  - Medium
  - Dark
- (SS6-) **STAINLESS STEEL:** Finish as specified
  - No. 304 stainless, with No. 6 dull satin finish
  - No. 304 stainless, with No. 8 mirror finish
- (-RED) **RED** Powder-Coat
- Custom Colors (specify)

**CABINET MODIFICATIONS**

- Dana Type: Frameless, Concealed-Hinge Construction
- (-HF) Horizontal Fold Cabinet
- (-DP) Duplex Cabinet

**DOOR STYLES**

- Full Glass, w/Tempered Safety Glass -A
- Full Glass, w/Lock & Break Rite® Handle -B
- Duo-Panel w/Tempered Safety Glass -D
- Duo-Vertical Panel w/Tempered Safety Glass -DV
- Duo-Vertical Panel w/ Lock, TSG & Break Rite® Handle -DVL
- Tempered Safety Glass (25 sq. in.) w/Break Rite® Handle -E
- Flush Solid Metal -F
- Flush Solid Metal w/ Lock -FS
- Inset Panel -J
- Optional inserts for glass-style doors (specify)

NOTE: Door Styles -A, -D, -DV, -F, & -J provided w/lever handle/cam latch.

All Glass Door Styles Provided With Clear Tempered Safety Glass, In Compliance With ANSI#Z97.1-1984

Job Name: \_\_\_\_\_  
 Architect/Contractor: \_\_\_\_\_  
 Rep: \_\_\_\_\_  
 Page: \_\_\_\_\_ of \_\_\_\_\_

DATE:  
January 2001

MEMBERS:



**MODEL NUMBER**  
1100 SERIES



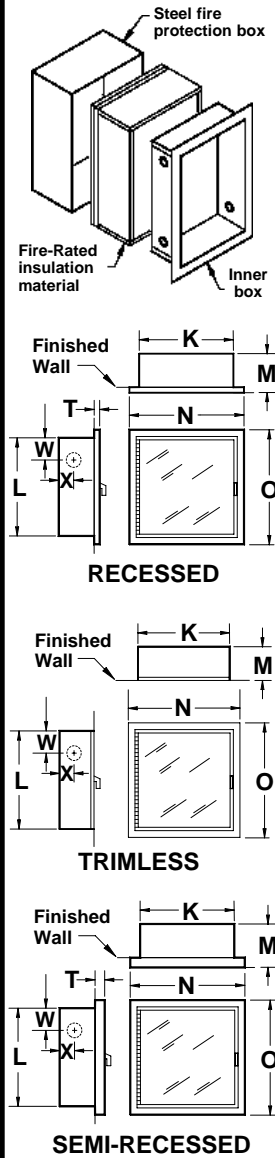
LOS ANGELES AREA (800) 366-3473  
 NEW YORK AREA (800) 526-4592  
 CHICAGO AREA (800) 547-3473  
 ATLANTA AREA (800) 762-0542

Call Potter Roemer for current listings and approvals. Dimensions are subject to manufacturer's tolerances, and change without notice. We assume no responsibility for use of superseded or void data.

# FIRE RATED • UL CLASSIFIED 7N43 FRC1100 SERIES FIRE HOSE CABINETS

FOR USE WITH: 2 1/2" x 1 1/2" REDUCING FIRE HOSE RACK ASSEMBLY

**REGULARLY FURNISHED:** CLASSIFIED BY UNDERWRITERS LABORATORIES INC. for use in the through penetration firestop systems. The applicable rating information is listed at 2 hours for flame, temperature, and/or hose stream. A 20ga. box, with knock out provision in inner box; (penetration of fire protection box, to accommodate piping, and the restoration of fire stop around penetration, shall be completed by installing contractor). 20 ga. tubular steel door with 18 ga. frame and a continuous steel hinge (brass pin). All components are powder-coated with an electrostatically-applied, thermally-fused, recoatable white polyester finish. All glass door styles provided with clear tempered safety glass. Wall mounting and size of cabinet as selected by model number.



Model No.	Wall Mounting	Max. Capacity		Inside Box Dimensions			Overall Frame		Minimum Wall Opening Required			Trim T	Inner box Inlet Location	
		Poly flex ft.	Super flex ft.	K	L	M	N	O	W	D	H		HEIGHT	DEPTH
FRC1102	Recessed	75	50	24	30	8	27 3/4	33 3/4	26 1/4	32	9 1/8	5/8	4	4
FRC1104	Recessed	100	75	24	36	8	27 3/4	39 3/4	26 1/4	38	9 1/8	5/8	4	4
FRC1106	Recessed	100	100	24	40	8	27 3/4	43 3/4	26 1/4	42	9 1/8	5/8	4	4
FRC1112	Trimless	75	50	24	30	8	27	33	26 1/4	32	10 1/2	-	4	4
FRC1114	Trimless	100	75	24	36	8	27	39	26 1/4	38	10 1/2	-	4	4
FRC1116	Trimless	100	100	24	40	8	27	43	26 1/4	42	10 1/2	-	4	4
FRC1122	Semi-Recessed	75	50	24	30	8	27 1/2	33 1/2	26 1/4	32	7 3/4	2	4	4
FRC1124	Semi-Recessed	100	75	24	36	8	27 1/2	39 1/2	26 1/4	38	7 3/4	2	4	4
FRC1126	Semi-Recessed	100	100	24	40	8	27 1/2	43 1/2	26 1/4	42	7 3/4	2	4	4

ALL DIMENSIONS ARE IN INCHES UNLESS OTHERWISE NOTED

**OPTIONAL DOOR & FRAME MATERIAL**

- (AL-) **ALUMINUM:** Satin finish, clear polyester-coated.
- (SS-) **STAINLESS STEEL:** No. 304 stainless, with No. 4 finish.
- (PB-) **BRASS:** Polished finish, clear polyester-coated.
- (BZ-) **BRONZE:** U.S. No. 10 Satin finish, clear polyester-coated.

**OPTIONAL FINISHES**

- (AL-) **ALUMINUM:** Duranodic finish (specify)
  - Light
  - Medium
  - Dark
- (SS6-) **STAINLESS STEEL:** Finish as specified
  - No. 304 stainless, with No. 6 dull satin finish
  - No. 304 stainless, with No. 8 mirror finish
- (-RED) **RED Powder-Coat**
- Custom Colors (specify)

**CABINET MODIFICATIONS**

- Dana Type: Frameless, Concealed-Hinge Construction
- (-HF) Horizontal Fold Cabinet
- (-DP) Duplex Cabinet

**DOOR STYLES**

- Full Glass, w/Tempered Safety Glass -A
- Full Glass, w/Lock & Break Rite® Handle -B
- Duo-Panel w/Tempered Safety Glass -D
- Duo-Vertical Panel w/Tempered Safety Glass -DV
- Duo-Vertical Panel w/ Lock, TSG & Break Rite® Handle -DVL
- Tempered Safety Glass (25 sq. in.) w/Break Rite® Handle -E
- Flush Solid Metal -F
- Flush Solid Metal w/ Lock -FS
- Inset Panel -J
- Optional inserts for glass-style doors (specify)

NOTE: Door Styles -A, -D, -DV, -F, & -J provided w/lever handle/cam latch.

All Glass Door Styles Provided With Clear Tempered Safety Glass, In Compliance With ANSIZ97.1-1984

Note: Fire-Rated Surface-Mounted cabinets are not offered because there is no penetration of the wall.

Job Name: \_\_\_\_\_  
 Architect/Contractor: \_\_\_\_\_  
 Rep: \_\_\_\_\_  
 Page: \_\_\_\_\_ of \_\_\_\_\_

DATE:  
 January 2001



**MODEL NUMBER**  
**FRC1100 SERIES**