



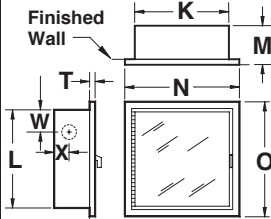
LOS ANGELES AREA (800) 366-3473
 NEW YORK AREA (800) 526-4592
 CHICAGO AREA (800) 547-3473
 ATLANTA AREA (800) 762-0542
 MIAMI AREA (866) 961-3473
 DALLAS AREA (866) 664-3473

Call Potter Roemer for current listings and approvals. Dimensions are subject to manufacturer's tolerances, and change without notice. We assume no responsibility for use of superseded or void data.

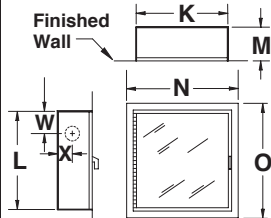
1000 SERIES FIRE HOSE CABINETS

FOR USE WITH: 1 1/2" FIRE HOSE RACK ASSEMBLY

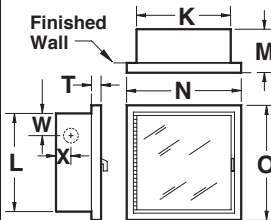
REGULARLY FURNISHED: 20ga. box; 20 ga. tubular steel door with 18 ga. frame and a continuous steel hinge. All components are powder-coated with an electrostatically-applied, thermally-fused, recoatable white polyester finish. All glass door styles provided with clear tempered safety glass. Wall mounting and size of cabinet as selected by model number.



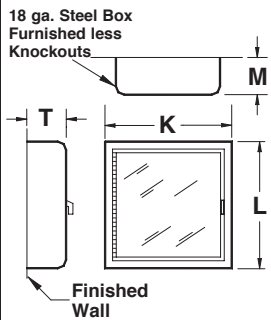
RECESSED



TRIMLESS



SEMI-RECESSED



SURFACE

Job Name: _____
 Architect/Contractor: _____
 Rep: _____
 Page: ____ of ____

Model No.	Wall Mounting	Max. Capacity		Inside Box Dimensions			Overall Frame		Minimum Wall Opening Required			Trim T	Inlet Location		ADA
		Poly flex ft.	Super flex ft.	K	L	M	N	O	W I D T H	H E I G H T	D E P T H		W	X	
1002	Recessed	75	50	24	30	5 1/2	27 3/4	33 3/4	25	31	6	5/8	4	2 3/4	Yes
1004	Recessed	100	75	24	36	5 1/2	27 3/4	39 3/4	25	37	6	5/8	4	2 3/4	Yes
1006	Recessed	100	100	24	40	5 1/2	27 3/4	43 3/4	25	41	6	5/8	4	2 3/4	Yes
1012	Trimless	75	50	24	30	5 1/2	27	33	25	31	6 3/4	-	4	2 3/4	Yes
1014	Trimless	100	75	24	36	5 1/2	27	39	25	37	6 3/4	-	4	2 3/4	Yes
1016	Trimless	100	100	24	40	5 1/2	27	43	25	41	6 3/4	-	4	2 3/4	Yes
1022	Semi-Recessed	75	50	24	30	5 1/2	27 1/2	33 1/2	25	31	4	2	4	2 3/4	Yes
1024	Semi-Recessed	100	75	24	36	5 1/2	27 1/2	39 1/2	25	37	4	2	4	2 3/4	Yes
1026	Semi-Recessed	100	100	24	40	5 1/2	27 1/2	43 1/2	25	41	4	2	4	2 3/4	Yes
1052	Surface	75	50	26	32	6	-	-	-	-	-	6	-	-	No
1054	Surface	100	75	26	38	6	-	-	-	-	-	6	-	-	No
1056	Surface	100	100	26	42	6	-	-	-	-	-	6	-	-	No

ALL DIMENSIONS ARE IN INCHES UNLESS OTHERWISE NOTED

OPTIONAL DOOR & FRAME MATERIAL

- (AL-) **ALUMINUM:** Satin finish, clear polyester-coated.
- (SS-) **STAINLESS STEEL:** No. 304 stainless, with No. 4 finish.
- (PB-) **BRASS:** Polished finish, clear polyester-coated.
- (BZ-) **BRONZE:** U.S. No. 10 Satin finish, clear polyester-coated.

OPTIONAL FINISHES

- (AL-) **ALUMINUM:** Duranodic finish (specify)
 - Light
 - Medium
 - Dark
- (SS6-) **STAINLESS STEEL:** Finish as specified
 - No. 304 stainless, with No. 6 dull satin finish
 - No. 304 stainless, with No. 8 mirror finish
- (-RED) **RED Powder-Coat**
- Custom Colors (specify)

CABINET MODIFICATIONS

- Dana Type: Frameless, Concealed-Hinge Construction
- (-HF) Horizontal Fold Cabinet
- (-DP) Duplex Cabinet

DOOR STYLES

- Full Glass, w/Tempered Safety Glass -A
- Full Glass, w/Lock & Break Rite® Handle -B
- Duo-Panel w/Tempered Safety Glass -D
- Duo-Vertical Panel w/Tempered Safety Glass -DV
- Duo-Vertical Panel w/ Lock, TSG & Break Rite® Handle -DVL
- Tempered Safety Glass (25 sq. in.) w/Break Rite® Handle -E
- Flush Solid Metal -F
- Flush Solid Metal w/ Lock -FS
- Inset Panel -J
- Optional inserts for glass-style doors (specify)

NOTE: Door Styles -A, -D, -DV, -F, & -J provided w/lever handle/cam latch.

All Glass Door Styles Provided With Clear Tempered Safety Glass, In Compliance With ANSI#Z97.1-1984

MEMBERS:



MODEL NUMBER
1000 SERIES

DATE:
 January 2009

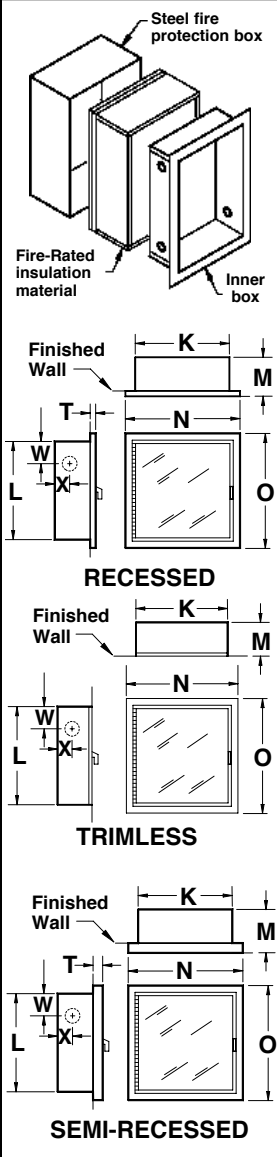


LOS ANGELES AREA (800) 366-3473
 NEW YORK AREA (800) 526-4592
 CHICAGO AREA (800) 547-3473
 ATLANTA AREA (800) 762-0542
 MIAMI AREA (866) 961-3473
 DALLAS AREA (866) 664-3473

Call Potter Roemer for current listings and approvals. Dimensions are subject to manufacturer's tolerances, and change without notice. We assume no responsibility for use of superseded or void data.

FIRE RATED • UL CLASSIFIED 7N43 FRC1000 SERIES FIRE HOSE CABINETS

FOR USE WITH: 1 1/2" FIRE HOSE RACK ASSEMBLY



REGULARLY FURNISHED: CLASSIFIED BY UNDERWRITERS LABORATORIES INC. for use in the through penetration firestop systems. The applicable rating information is listed at 2 hours for flame, temperature, and/or hose stream. A 20ga. Box, with knock out provision in inner box; (penetration of fire protection box, to accommodate piping, and the restoration of fire stop around penetration, shall be completed by installing contractor). 20 ga. tubular steel door with 18 ga. frame and a continuous steel hinge. All components are powder-coated with an electrostatically-applied, thermally-fused, recoatable white polyester finish. All glass door styles provided with clear tempered safety glass. Wall mounting and size of cabinet as selected by model number.

✓	Model No.	Wall Mounting	Max. Capacity		Inside Box Dimensions			Overall Frame		Minimum Wall Opening Required			Trim T	Inner box Inlet Location	
			Poly flex ft.	Super flex ft.	K	L	M	N	O	W I D T H	H E I G H T	D E P T H		W	X
	FRC1002	Recessed	75	50	24	30	5 1/2	27 3/4	33 3/4	26 1/4	32	6 5/8	5/8	4	2 3/4
	FRC1004	Recessed	100	75	24	36	5 1/2	27 3/4	39 3/4	26 1/4	38	6 5/8	5/8	4	2 3/4
	FRC1006	Recessed	100	100	24	40	5 1/2	27 3/4	43 3/4	26 1/4	42	6 5/8	5/8	4	2 3/4
	FRC1012	Trimless	75	50	24	30	5 1/2	27	33	26 1/4	32	8	-	4	2 3/4
	FRC1014	Trimless	100	75	24	36	5 1/2	27	39	26 1/4	38	8	-	4	2 3/4
	FRC1016	Trimless	100	100	24	40	5 1/2	27	43	26 1/4	42	8	-	4	2 3/4
	FRC1022	Semi-Recessed	75	50	24	30	5 1/2	27 1/2	33 1/2	26 1/4	32	5 1/4	2	4	2 3/4
	FRC1024	Semi-Recessed	100	75	24	36	5 1/2	27 1/2	39 1/2	26 1/4	38	5 1/4	2	4	2 3/4
	FRC1026	Semi-Recessed	100	100	24	40	5 1/2	27 1/2	43 1/2	26 1/4	42	5 1/4	2	4	2 3/4

ALL DIMENSIONS ARE IN INCHES UNLESS OTHERWISE NOTED

OPTIONAL DOOR & FRAME MATERIAL

- (AL-) **ALUMINUM:** Satin finish, clear polyester-coated.
- (SS-) **STAINLESS STEEL:** No. 304 stainless, with No. 4 finish.
- (PB-) **BRASS:** Polished finish, clear polyester-coated.
- (BZ-) **BRONZE:** U.S. No. 10 Satin finish, clear polyester-coated.

OPTIONAL FINISHES

- (AL-) **ALUMINUM:** Duranodic finish (specify)
 - Light
 - Medium
 - Dark
- (SS6-) **STAINLESS STEEL:** Finish as specified
 - No. 304 stainless, with No. 6 dull satin finish
 - No. 304 stainless, with No. 8 mirror finish
- (-RED) **RED Powder-Coat**
- Custom Colors (specify)

CABINET MODIFICATIONS

- Dana Type: Frameless, Concealed-Hinge Construction
- (-HF) Horizontal Fold Cabinet
- (-DP) Duplex Cabinet

DOOR STYLES

- Full Glass, w/Tempered Safety Glass -A
- Full Glass, w/Lock & Break Rite® Handle -B
- Duo-Panel w/Tempered Safety Glass -D
- Duo-Vertical Panel w/Tempered Safety Glass -DV
- Duo-Vertical Panel w/ Lock, TSG & Break Rite® Handle -DVL
- Tempered Safety Glass (25 sq. in.) w/Break Rite® Handle -E
- Flush Solid Metal -F
- Flush Solid Metal w/ Lock -FS
- Inset Panel -J
- Optional inserts for glass-style doors (specify)

NOTE: Door Styles -A, -D, -DV, -F, & -J provided w/lever handle/cam latch.
 All Glass Door Styles Provided With Clear Tempered Safety Glass, In Compliance With ANSI#Z97.1-1984

Note: Fire-Rated Surface-Mounted cabinets are not offered because there is no penetration of the wall.

Job Name: _____
 Architect/Contractor: _____
 Rep: _____
 Page: _____ of _____

DATE:
 January 2009



MODEL NUMBER
FRC1000 SERIES